



# DFG TUNING

## DFG Tuning MK4 1.8T Intake Kit Installation Guide

---

### Tools Required:

- 10mm socket
- 2.5mm Allen wrench
- 4mm Allen wrench
- 7mm Allen wrench
- Phillips head screwdriver
- Flat Head screwdriver
- 6" ratchet extension

### Intake Components:

\*Please make sure you have the following parts before starting!\*

- (1) Heat shield
- (1) Air filter
- (1) SAI filter
- (1) CNC Adapter
- Supplied Installation Hardware



---

### Notes:


- DFG Tuning recommends professional installation.
  - This guide is based on a 2003 GTI.
  - Please make sure the car is properly cooled down as heat can be stored in the exhaust components well after the vehicle is shut off
-

# MK4 1.8T Intake Removal Instructions

1. Locate the intake tube and associated clamp.  
Loosen clamp using a 7mm socket




2. Now locate and remove the two 10mm bolts holding down the factory air box



4. Locate the MAF (Mass Airflow Sensor) and unplug it by sliding the clip towards the hood and pulling up.




3. Locate and remove the Air Pump tube attached to the factory air box



5. Lift the front of the intake box towards the engine to remove




6. Remove airbox from the intake hose.




# DFG Tuning 1.8T Intake Installation Guide

1. Locate and remove the MAF sensor by removing the two 10mm bolts holding it to the factory airbox. Remove the MAF and place aside for use in another step.



2. Now locate and assemble the DFG Tuning heat shield. To do this you will need the 2.5mm Allen key and 7mm wrench.




3. Locate the mounting tab and hardware (4mm allen wrench & 10mm locking nut) supplied with the intake system. Now install the mounting tab onto the intake as shown. Do not tighten down until after installation.



4. Now locate and install the air pump filter and adapter onto the heat shield. The billet adapter is installed from the outside of the heat shield while the filter is pushed onto the adapter from inside the heat shield. Use a Phillips head screwdriver to tighten the filter clamp, securing the breather filter.



5. Install the MAF sensor that was removed in Step 1 to the DFG heat shield using the supplied 10mm bolts.




6. Now install the air-filter onto the MAF from inside the heat shield. Tighten down the clamp using a Phillips head screwdriver.



7. Now install the completed heat shield onto the vehicle by first pushing the intake tube onto the MAF sensor and tightening the clamp with a 7mm socket or flat head screwdriver.



8. Line up the heat shield and install the front 10mm bolt closest to the battery first.



9. Now locate and install the 10mm bolt that connects the intake to the strut tower. Once installed you can tighten the 4mm Allen key bolt which connects the heat shield and mounting tab.



10. Now plug the MAF harness back into the housing.



11. Re-install air pump tube onto the CNC adapter which is attached to the heat shield. You will hear it click into place.



12. Install rubber insulators onto the heat shield and trim to fit.



13. Verify all the bolts and hose clamps are tight. Go and enjoy!



## DFG Tuning LLC Warranty Information

As your assurance of the quality of its Products, DFG Tuning LLC, offers the following limited warranty, applicable in the U.S.A. and Canada only:

**Limited Warranty.** DFG Tuning LLC warrants to the original retail purchaser who retains ownership of the vehicle on which the Product was originally installed (the "Consumer") all of its DFG Tuning products. Standard DFG Tuning products carry a 1 year warranty against manufacturing and/or material defects, unless stated otherwise on individual product listing on this website.

**Exclusions from Warranty.** This warranty shall not apply to any Product that was not properly installed by a qualified, licensed auto mechanic experienced in the installation of the Product purchased, any Product that was improperly serviced, or any Product that was misused or damaged (if such damage did not result from a Product defect or malfunction). This warranty shall not apply unless the Consumer promptly discontinues use of the Product upon discovery of the defect or premature wearing.

THIS WARRANTY DOES NOT APPLY TO ANY PRODUCT THAT HAS BEEN: (1) MODIFIED, ALTERED OR SUBJECTED TO ABUSE, NEGLIGENCE, ACCIDENT OR COLLISION; (2) IMPROPERLY INSTALLED ON ANY VEHICLE FOR WHICH IT WAS NOT DESIGNED; (3) INSTALLED ON ANY VEHICLE THAT HAS BEEN MODIFIED; (4) INSTALLED ON ANY VEHICLE THAT HAS CARRIED LOADS IN EXCESS OF THE AUTOMOBILE MANUFACTURER'S SUGGESTED WEIGHT LIMITS; (5) INSTALLED ON ANY VEHICLE THAT HAS BEEN USED FOR RALLYING, RACING, RACING-TYPE ACTIVITIES OR OFF-ROAD USE; OR (5) PRESENTED FOR WARRANTY COVERAGE AFTER BEING USED ON A VEHICLE OTHER THAN THE VEHICLE ON WHICH IT WAS ORIGINALLY INSTALLED.

THERE ARE NO WARRANTIES, EXPRESS OR IMPLIED (INCLUDING ANY IMPLIED WARRANTIES OF MERCHANTABILITY AND FITNESS FOR A PARTICULAR PURPOSE), THAT EXTEND BEYOND THE DESCRIPTION ON THE FACE HEREOF. ANY IMPLIED WARRANTIES ARE DISCLAIMED TO THE FULLEST EXTENT PERMITTED BY LAW. SOME STATES DO NOT ALLOW LIMITATIONS ON HOW LONG AN IMPLIED WARRANTY LASTS, SO THE ABOVE LIMITATION MAY NOT APPLY TO YOU.

IN NO EVENT SHALL DFG TUNING LLC, ITS DIVISIONS, EMPLOYEES, AND AFFILIATES BE LIABLE FOR ANY SPECIAL, CONSEQUENTIAL OR INCIDENTAL DAMAGES, INCLUDING, BUT NOT LIMITED TO, LOST PROFITS, LOSS OF USE OF VEHICLE, REVENUE, SALES, OR COSTS OF PROCUREMENT OF SUBSTITUTE GOODS, PROPERTY DAMAGE, INCLUDING WITHOUT LIMITATION DAMAGE TO VEHICLE OR COMPONENT PARTS, PERSONAL INJURY, INTERRUPTION OF BUSINESS, OR FOR ANY DIRECT, INDIRECT, INCIDENTAL, ECONOMIC, COVER, AND PUNITIVE DAMAGES, RESULTING FROM POSSESSION, USE OR MALFUNCTION OF THE PRODUCT, EVEN IF DFG TUNING HAS BEEN ADVISED OF THE POSSIBILITY OF THOSE DAMAGES. SOME STATES DO NOT PERMIT THE EXCLUSION OF CONSEQUENTIAL OR INCIDENTAL DAMAGES, SO THE ABOVE LIMITATION OR EXCLUSION MAY NOT APPLY TO YOU. TO THE EXTENT THAT A STATE DOES NOT ALLOW AN EXCLUSION OF LIABILITY BUT ALLOWS A LIABILITY TO BE LIMITED, THE LIABILITY OF DFG TUNING, ITS DIVISIONS, EMPLOYEES AND AFFILIATES SHALL BE LIMITED TO THE PURCHASE PRICE OF THE PRODUCT.

THIS WARRANTY GIVES THE CONSUMER SPECIFIC LEGAL RIGHTS. THE CONSUMER MAY HAVE ADDITIONAL RIGHTS THAT MAY VARY FROM STATE TO STATE.

This warranty information and the specific warranty information included with the Product constitutes the entire agreement between DFG Tuning LLC and Consumer and exclusively determines the rights and obligations of the parties, any prior course of dealing, custom or usage of trade, or course of performance notwithstanding, and supersedes all prior agreements and understandings, whether oral or written.